
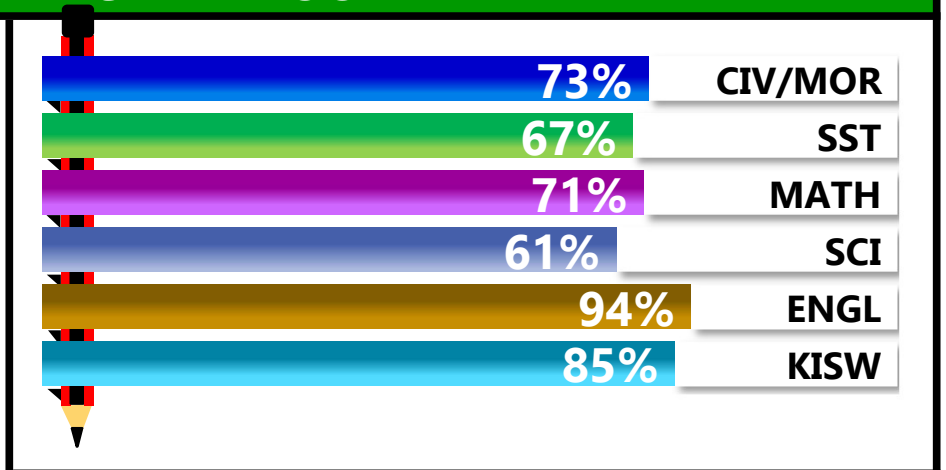
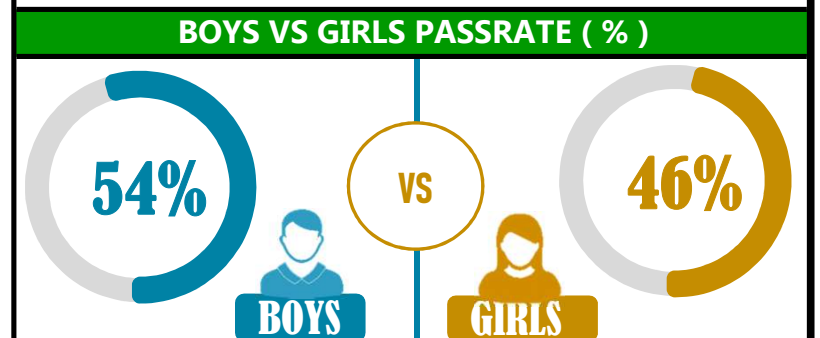
		<h1>MWALIMU ANNA</h1>			
REGION: ARUSHA		SCHOOL AVERAGE	225.9	OVERALL GRADE	
DISTRICT: KARATU				CATEGORY	
				ABOVE 40	

SUBJECT PERFORMANCE ANALYSIS

SUBJECT NAME	AVG	%	RNK
ENGLISH	47.2	94%	1
KISWAHILI	42.6	85%	2
CIVIC & MORAL	36.6	73%	3
MATHEMATICS	35.5	71%	4
SOCIAL STUDIES	33.5	67%	5
SCIENCE	30.6	61%	6
BOYS/GIRLS PASS RATE	STD	AVG	%
BOYS	30	0.54	54%
GIRLS	27	0.46	46%



GRADE ANALYSIS SUMMARY					
SUBJECT NAME/GRADE	A	B	C	D	E
MATHEMATICS	13	29	14	1	0
KISWAHILI	43	14	0	0	0
ENGLISH	56	1	0	0	0
SCIENCE	3	26	25	0	0
SOCIAL STUDIES	5	36	15	1	0
CIVIC AND MORAL	8	41	7	0	0
OVERALL GRADE ANALYSIS	NO.	SEATED	%		
A	16	57	28%		
B	37		65%		
C	4		7%		
D	0	0	0%		
E	0		0%		



OVERALL PERFORMANCE ANALYSIS		
REGISTERED	57	100%
SEATED	57	100%
ABSENTEES	0	0%
PASSED	57	100%
FAILED	0	0%

INDEX	NAME	SEX	MATHEMATICS		KISWAHILI		ENGLISH		SCIENCE		SOCIAL STUDIES		CIVIC & MORAL		TOTAL	AVERAGE	OVERALL GRADE	SCH POSITION	OVERALL POSITION
1	EMANUEL ROADGA CHAWE	M	48	A	47	A	49	A	41	A	47	A	45	A	277	46	A	1	75
2	BRIGHTSON IDDI MSUYA	M	46	A	46	A	49	A	41	A	42	A	42	A	266	44	A	2	497
3	SOLOMON ELISHA KILUPI	M	46	A	45	A	48	A	35	B	40	B	43	A	257	43	A	3	985.5
4	JOSHUA DANIEL BAYO	M	47	A	45	A	49	A	38	B	37	B	40	B	256	43	A	4.5	1042.5
5	JULIUS SAMWEL GWANCHELE	M	41	A	45	A	49	A	42	A	39	B	40	B	256	43	A	4.5	1042.5
6	MRISHA AYOUBU GAFFER	M	39	B	42	A	49	A	39	B	42	A	44	A	255	43	A	6	1097
7	WISDOM DEOGRATIUS SEMIONO	M	40	B	43	A	50	A	40	B	42	A	39	B	254	42	A	7.5	1157
8	ZUHURA RAMADHANI ALPHANI	F	45	A	45	A	49	A	37	B	40	B	38	B	254	42	A	7.5	1157
9	SULEIMAN ABDALLAH SADICK	M	44	A	46	A	49	A	38	B	38	B	38	B	253	42	A	9	1222.5
10	HASSAN ZUBERY IDDY	M	41	A	42	A	50	A	35	B	39	B	43	A	250	42	A	11	1418
11	JOSHUA JOSEPH PETER	M	41	A	42	A	48	A	35	B	38	B	46	A	250	42	A	11	1418
12	MARY KENEDY KISELA	F	45	A	45	A	48	A	37	B	36	B	39	B	250	42	A	11	1418
13	ERIKI EMANUEL ALOYCE	M	40	B	43	A	49	A	37	B	39	B	38	B	246	41	A	13	1676
14	DERICK DEOGRATIUS NGUMA	M	44	A	45	A	47	A	32	B	38	B	39	B	245	41	A	14	1741
15	WAHIDA ALADINI MLOKOZI	F	40	B	45	A	49	A	34	B	37	B	39	B	244	41	A	15	1805
16	LEMOMO KISIKA KISIONGO	M	48	A	45	A	49	A	30	C	34	B	37	B	243	41	A	16	1866
17	BRAYAN JOSEPH GWANDU	M	37	B	43	A	47	A	30	C	42	A	41	A	240	40	B	18	2076
18	GLADNESS JAKSON CHILONGANI	F	40	B	45	A	47	A	31	B	39	B	38	B	240	40	B	18	2076
19	KAACHI KOMITE MOLLEL	M	35	B	46	A	49	A	34	B	35	B	40	B	239	40	B	20	2147.5
20	JAMILA SEIF SAKATE	F	36	B	48	A	49	A	28	C	39	B	39	B	239	40	B	20	2147.5
21	UPENDO MELOLO MOLLEL	F	39	B	45	A	49	A	29	C	38	B	38	B	238	40	B	21	2213
22	MERY FAUSTINE MALKIAD	F	37	B	44	A	49	A	32	B	34	B	41	A	237	40	B	22	2276.5
23	SEILIA GODSON LAIZER	F	30	C	47	A	48	A	33	B	39	B	39	B	236	39	B	24	2347

INDEX	NAME	SEX	MATHEMATICS		KISWAHILI		ENGLISH		SCIENCE		SOCIAL STUDIES		CIVIC & MORAL		TOTAL	AVERAGE	OVERALL GRADE	SCH POSITION	OVERALL POSITION
24	SHARON JUMA MUSA	F	38	B	46	A	48	A	37	B	29	C	38	B	236	39	B	24	2347
25	EMILY JOSEPH PARESO	M	42	A	42	A	47	A	29	C	35	B	40	B	235	39	B	25	2416.5
26	KIMITI SIPITEKI LEMOMO	M	40	B	46	A	49	A	31	B	32	B	34	B	232	39	B	27	2616
27	VERONIKA NTIDY MULISA	F	34	B	44	A	49	A	31	B	32	B	42	A	232	39	B	27	2616
28	EDWIN JOHN MUGARULA	M	40	B	38	B	50	A	36	B	31	B	35	B	230	38	B	28	2761.5
29	CAREEN FREDRICK MWAMBAO	F	33	B	45	A	47	A	30	C	38	B	35	B	228	38	B	29	2902.5
30	EDWIN MOSSES SEKI	M	38	B	41	A	44	A	37	B	27	C	40	B	227	38	B	31	2975
31	SILIGI ERASTO YOHANA	F	35	B	44	A	48	A	27	C	34	B	39	B	227	38	B	31	2975
32	LAUREEN JOSEPH SALEKO	F	37	B	42	A	46	A	29	C	37	B	35	B	226	38	B	32	3051
33	ALPHONCE PAUL TSAGNI	M	35	B	44	A	44	A	29	C	34	B	38	B	224	37	B	34	3187.5
34	MICHAEL MWASUNI LEMALIE	M	32	B	40	B	49	A	31	B	35	B	37	B	224	37	B	34	3187.5
35	HAPPY MELOLO MOLEL	F	40	B	38	B	46	A	32	B	32	B	36	B	224	37	B	34	3187.5
36	GLORY DANIEL BAYO	F	36	B	43	A	48	A	25	C	32	B	37	B	221	37	B	36	3371.5
37	ESTER LEMA NGAA	F	36	B	46	A	46	A	24	C	30	C	38	B	220	37	B	37	3440.5
38	RUTH MICCO NGESSY	F	35	B	43	A	48	A	27	C	33	B	32	B	218	36	B	38	3573.5
39	RONALD JACKSON TEMBA	M	39	B	41	A	47	A	31	B	25	C	33	B	216	36	B	39	3722
40	JOHN PROSPER TEMU	M	25	C	37	B	48	A	33	B	35	B	37	B	215	36	B	40	3787.5
41	INNOCENCIA ZACHARIA KUMALI	F	26	C	42	A	43	A	27	C	35	B	38	B	211	35	B	41	4033.5
42	JOAN PIUS MROSSO	F	32	B	42	A	48	A	24	C	30	C	32	B	208	35	B	42	4228.5
43	ARMSTRONG PETER	M	25	C	38	B	44	A	34	B	36	B	30	C	207	35	B	44	4284.5
44	GLORY SEBASTIAN SARAWATI	F	28	C	44	A	46	A	26	C	32	B	31	B	207	35	B	44	4284.5
45	GODBLESS DANIEL MSUYA	M	30	C	37	B	40	B	27	C	34	B	35	B	203	34	B	45	4501

INDEX	NAME	SEX	MATHEMATICS		KISWAHILI		ENGLISH		SCIENCE		SOCIAL STUDIES		CIVIC & MORAL		TOTAL	AVERAGE	OVERALL GRADE	SCH POSITION	OVERALL POSITION
46	GOODLUCK RICHARD MEELA	M	27	C	37	B	47	A	28	C	27	C	36	B	202	34	B	46	4558
47	PATRICK MATHIAS MNJWANGA	M	26	C	42	A	44	A	24	C	26	C	38	B	200	33	B	48	4674.5
48	LISA DAUDI ADAM	F	31	B	43	A	43	A	25	C	27	C	31	B	200	33	B	48	4674.5
49	HONORATHA WILFRED ASANTERA	F	32	B	44	A	44	A	23	C	23	C	33	B	199	33	B	49	4727.5
50	JOHARY MOHAMED HUSSEIN	F	29	C	40	B	48	A	25	C	29	C	27	C	198	33	B	50	4770
51	LUCY JOHN SAULO	F	22	C	39	B	46	A	23	C	32	B	31	B	193	32	B	51	4978.5
52	KHAJI KUBURI BORAKUPATA	M	38	B	36	B	46	A	20	D	23	C	27	C	190	32	B	53	5114.5
53	HAWA SHAURI M MBAJI	F	22	C	39	B	47	A	23	C	25	C	34	B	190	32	B	53	5114.5
54	PETER ELIFAMILY SHANGALI	M	20	D	36	B	46	A	27	C	25	C	28	C	182	30	C	54	5413
55	PETER KAPILIMA MAKORI	M	28	C	41	A	43	A	19	D	21	C	29	C	181	30	C	55	5445
56	JANETH ALOYCE MUNISHI	F	25	C	38	B	44	A	20	D	17	D	30	C	174	29	C	57	5665.5
57	SAMIRA SADIKI SHEMA	F	21	C	39	B	46	A	22	C	24	C	22	C	174	29	C	57	5665.5